



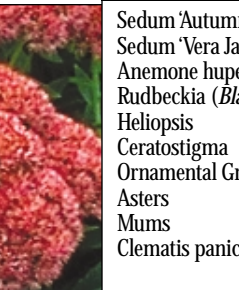
Plant It All In The Fall!

fabulous
IDEAL PLANTING CONDITIONS...
fall



Fall is an excellent time to plant. Not only is the air cool and invigorating, but the soil is moist and workable. Fall planting also gives plants some time to settle in before next springs new growth. For fall interest in the garden try these...

PERENNIALS	SHRUBS	TREES
Sedum 'Autumn Joy'	Viburnum opulus	Prunus autumnalis
Sedum 'Vera Jameson'	Euonymus alatus (<i>Burning Bush</i>)	Franklinia
Anemone hepheensis	Hydrangea quercifolia (<i>Oakleaf Hydrangea</i>)	Tilia cordata (<i>Linden</i>)
Rudbeckia (<i>Black-eyed Susan</i>)	Nandina domestica (<i>Heavenly Bamboo</i>)	Acer palmatum (<i>Japanese Maple</i>)
Heliopsis	Arctostaphylos (<i>Bearberry</i>)	Oxydendrum (<i>Sourwood</i>)
Ceratostigma	Pyracantha	Acer rubrum 'October Glory' (<i>Red Maple</i>) ↵
Ornamental Grasses	Mahonia (<i>Oregon Grape Holly</i>)	
Asters	Hamamelis (<i>Witch-hazel</i>)	
Mums	Itea	
Clematis paniculata		



WE'RE YOUR
fall
decorating
HEADQUARTERS!

- Pumpkins in All Sizes •
- Corn Stalks • Indian Corn •
- Gourds • Squash •
- Painted Pumpkins • Hardy Mums •
- Pansies •
- Ornamental Kale & Cabbage •
- Violas & Johnny Jump Ups •
- Ornamental Peppers •
- Fall Proven Winner Perennials •

autumn accents

JOIN US FOR OUR
2004 FALL FAMILY CELEBRATION

DATES ∞ TIMES

Fun! Food! Savings!

Door Prizes!

Event List & Ideas

Build Your Own Scarecrow

Kids Pumpkin Painting

Free Hot Dogs

Free Kids Face Painting

Free Balloons


YOUR NURSERY NAME/LOGO

FALL GARDEN *checklist*

- Watch the weather forecast and apply **Broadleaf Weed Killers** when it isn't going to rain for the following few days.
- It is an ideal time to re-seed your lawn and apply fall lawn fertilizer. Call or our store for expert advice or pick up a free lawn care sheet. You should also check your lawn for grub activity. Sure signs are brown patches of lawn with turf that you can peel back. Another sign is increased activity of skunks, raccoons and moles in your lawn.
- Pick up your Spring Flowering Bulbs like tulips, daffodils, crocus, hyacinths, snowdrops and more! An Auger for the drill will also help make planting easier. Plant bulbs in late September through November and fertilize with **Espoma Bulb-Tone** and water in well.
- Treat houseplants with **Systemic Granules** and **Safers Insecticidal Soap** now to get rid of any insects before bringing them into the house before the first frost.
- Clean out garden ponds and pools. Cover with **Pond Netting** before the leaves start falling.
- Rake leaves from the lawn and lower the mower blade. Check your compost pile. Now is a good time to add a **Compost Activator** to help break down brown leaves and lawn clippings.
- Take down birdhouses, clean with soapy water, rinse well and store for the winter. Set up bird feeders.
- Cut back perennials unless they feature ornamental seed heads and fertilize with 5-10-5. Clean up your beds and gardens to avoid harboring insects and diseases over the winter.
- Water all landscape plants well before winter cold sets in and spray evergreens, azaleas, rhododendrons and boxwood with **Wilt-Pruf** for protection against wind and cold weather. ↵



PLANT BULBS IN FALL FOR *color* IN SPRING...



In fall, the selection of bulbs available to chase away the winter doldrums next spring is almost overwhelming. There are bulbs to create a formal garden, a splash of color for wooded areas or unexpected miniature flowers dancing across the lawn. For a dramatic flower show that keeps on blooming, it is important to plant according to the color, height and flowering time of your bulbs. For spectacular results...

- ☞ **Note the blooming period** for each bulb variety. Plant shorter, early blooming bulbs among tall, late season flowers. The late bloomers will camouflage the withered foliage after the shorter flowers have faded.
- ☞ **Plant bulbs in groups** of 12 or more for best impact.
- ☞ **Plant scattered clusters** of early flowering bulbs like crocus or snowdrops through your lawn.
- ☞ **Experiment.** Pick a flower on a whim and try a small planting. For example, a mix of



'Apricot Beauty' tulips with low-growing cobalt blue grape hyacinths. If it does well for you, add more next year.

For cutting

Anemone coronaria
Dutch Iris
Fritillaria
Grape Hyacinth
Narcissus
Scilla
Tulip

To repel garden pests

Alliums
Fritillaria
Grape Hyacinth
Narcissus
Scilla

For poor soil

Tulip dasystemon tarda

For fragrance

Double Daffodils
Freesia
Hyacinth

We carry only top-sized bulbs from Holland. You can choose from hundreds of varieties of tulips and narcissus. Also, don't forget crocus, hyacinths and specialty bulbs like allium and fritillaria. For those of you who can't wait for spring, we have a wide selection of bulbs for indoor forcing too. ☞

*Plant It All
In The
Fall!*

PANSIES

*A colorful
Addition to
Fall Gardens*





Pansies offer a colorful display for almost 6 months – in the fall when they're planted, during the winter on sunny days, and again in spring! Plant them from mid September into October.

Pansies perform much better if you prepare the soil. Choose a location with well-drained soil. Work 4 to 6" of organic matter, such as garden compost, peat moss, or Bumper Crop into the soil. Plant pansies at about the same level they were growing in the packs or just slightly higher. Don't place too deep, with soil covering the stem, or they will rot. Mulch and water thoroughly. Check for water the first 3 weeks or until they establish a root system and begin growing. ☞

To Autumn

by John Keats

"Season of mists and mellow fruitfulness!
Close bosom-friend of the maturing sun;
Conspiring with him how to load and bless
With fruit the vines that round the thatch-eaves run;
To bend with apples the mossed cottage-trees,
And fill all fruit with ripeness to the core;
To swell the gourd, and plump the hazel shells
With a sweet kernel; to set budding more,
And still more, later flowers for the bees,
Until they think warm days will never cease,
..." ☞



*Plant It All
In The Fall!*

**YOUR EVENT
Dates**

123.555.1212
Anytown, ST 12345
123 Street Road

**YOUR NURSERY
NAME/LOGO**



*Redeem this coupon for
\$10 OFF any \$50 purchase
Not to be combined with any other offer.*

PRSRT STD
U.S. Postage
PAID
Yountown, ST
Permit # ??